



**HO**

**Hurley's 2nd Option**



**OWNER'S MANUAL**

## **WARNINGS**

**WARNING** - Failure to install, maintain, protect, and operate the system properly can cause malfunction resulting in possible serious or fatal injuries and/or property damage.

**WARNING** - Davit system is not intended to be used with any person(s) and/or possessions in the dinghy.

**WARNING** - Do not attempt to operate system while boat is under power.

**WARNING** - System should not be placed in an area where the prop, outdrive or any other mechanical part may come in contact.

**WARNING** - Remove drain plug from tender when on davit.

**WARNING** - A dinghy cover is recommended to keep water from entering the dinghy.

**WARNING** - Do not drill holes in your davit or alter in any way.

**WARNING** - Only use stainless steel hardware when mounting and use a backing plate when applicable.

**WARNING** - Dinghy must be secured/tied down before transporting.

**WARNING** - Contact the manufacturer of your swim platform to ensure that it is able to handle the added weight.

**WARNING** - Regular inspection, adjustment, and maintaining your davit and other associated components is necessary to ensure proper operation.

**WARNING** - Always clean the davit system with fresh water when it is used in a corrosive environment to maintain longevity. Annually use a Rust & Corrosion protectant on your stainless steel. Fluid Film is suggested.

**CAUTION:** - It is suggested to off-set the davit, during installation, on the platform so that the stern of the dinghy is more supported due to weight of motor, etc.

**CAUTION** - Weight limit: 350 pound safe working load limit using the 6, 8 or 10 inch mounts.  
250 pounds for the 36 inch mounts. *Do not exceed weight load limits.*

Your *Hurley H<sub>2</sub>O Dinghy Davit*<sup>®</sup> system is made of Marine Grade High Density Polyethylene Cradles and Stainless Steel components and hardware. This davit system allows scuff-free maneuvering of your hard or soft bottom dinghy.

The chocks can be positioned, or removed, in the multiple holes provided for the best position for your hard tender. For soft bottom dinghies, you may want to remove the chocks and purchase our Soft Bottom Keel Supports.

**Planning the installation:** Make sure the platform mounts are properly aligned and functioning before securing. You may want to off-set the davit depending on your dinghies weight distribution. You may want to offset the davit on the platform so that the stern of the dinghy is more supported due to weight of motor, etc. Of course this depends on many factors, including, but not limited to, the beam of your boat, length of your dinghy and any obstructions. Recommended distance between cradles is approximately 36". Measure twice, drill once!

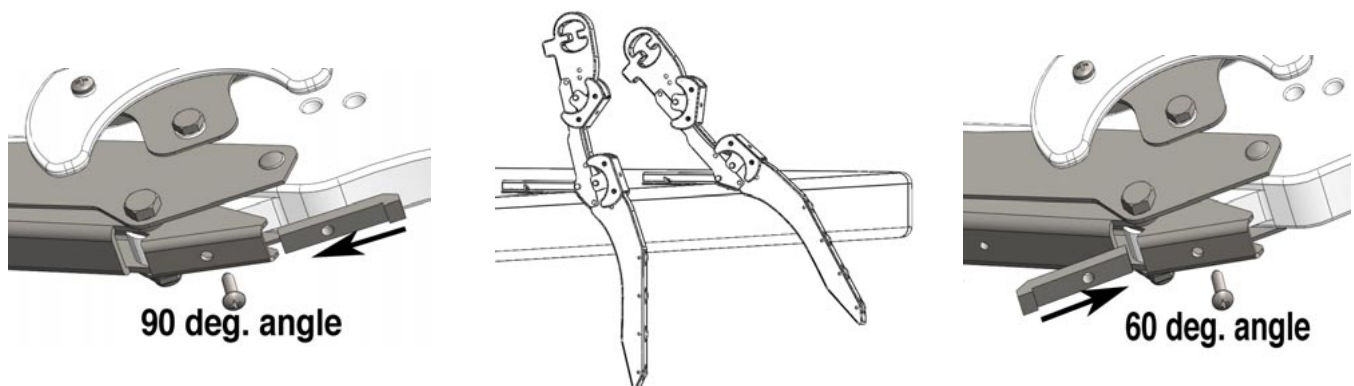
**Mounting the Plates:** It is suggested to use 5/16"-18 stainless steel Button Head Socket Cap Screws (*not included*), the length should equal the thickness of your platform plus 1". Generously apply 3M 5200 sealant to seal drilled holes and the bottom of the mounting plates. Secure fasteners using fender washers or backing plates, when applicable, and nyloc nuts when thru bolting. Do not apply more than 8-10 foot-pound (ft-lbf) of torque.



*Note:* If you are using Weaver mounts, ensure they are properly thru bolted with larger washers or backing plates and secured to the deck with 3M 5200 sealant.

Tie downs must be used when underway, we recommend ratchet straps for best results.

Angle of cradle can be changed by removing screw and changing Stopper direction. See below.



Inspection and tightening of screws, nuts and bolts should be performed regularly.

## H<sub>2</sub>O 36" Mounted Assembly Instructions

It is recommended having a knowledgeable marine service individual install your davit.

**Step 1:** Determine where to locate the assembled davit and mounts on the swim platform. It is suggested to off-set the davit, during installation, on the platform so that the stern of the dinghy is more supported due to weight of motor, etc. *It is not suggested to mount on-top of foam decking.*

### Consider these factors:

- Orientation of the dinghy. Should I have the bow toward the port or starboard side of the platform?
- Will your Hurley Davit<sup>®</sup> interfere with a transom door or ladder?
- How much space is needed between the vessel's transom and dinghy to accommodate the dinghy properly? *Minimum of 18" is needed on the platform for these mounts.*
- Are mounting holes clear of swim platform support brackets and/or stringers?
- Measure twice, drill once!


**Step 2:** For each mounting arm you will have 2 mounting plates, the small one button mount plate should be mounted as close to the outboard edge of the swim platform as possible and the two button mount plate at the transom edge of the platform (depending upon measurements). Make sure they are properly aligned before drilling. Pre-drill one hole through the swim platform for both mounting plates and fasten mounting plates with stainless 1/4" or 5/16" bolts, fender washers, lock nuts, and/or backing plates (not provided). Double check alignment and drill the remaining holes.

**Step 3:** Remove all parts from the swim platform and generously seal the holes, bottoms of all mounting plates and fasteners with 3M 5200 adhesive/sealant, remount and tighten.


**Step 4:** Slide mounting arms into the mounting buttons to determine plates are parallel and square.

For Integrated Swim Platforms (non-accessible):

- Solid Core platforms can use screws.
- Hollow Core platforms should use toggler anchors (not provided).
- Always use 3M 5200 adhesive/sealant.



## H<sub>2</sub>O 36" Assembly Diagram



## LIMITED WARRANTY AND LIMITATION OF LIABILITY

All new products manufactured under Hurley Marine, Inc., are warranted to be free from defects in material and workmanship under normal and proper use for a period of (2) two years from date of shipment from Hurley Marine, Inc. No claim for breach of warranty will be allowed unless the material or workmanship is found defective within the warranty period, properly documented by buyer and Hurley Marine, Inc. is notified in writing within 10 days from failure. This warranty shall not apply to products that have been disassembled, altered, or utilized in a manner not approved by Hurley Marine, Inc. or subjected to normal wear and tear, abuse, misuse, improper maintenance, negligence or accident.

CUSTOMER AGREES THAT USE OF THE PRODUCT/SERVICE IS ENTIRELY AT CUSTOMER'S OWN RISK. THE FOREGOING WARRANTIES ARE EXCLUSIVE AND ARE ACCEPTED BY BUYER IN LIEU OF ANY AND ALL OTHER WARRANTIES, EXPRESSED OR IMPLIED, INCLUDING WITHOUT LIMITATION THE IMPLIED WARRANTIES OF MERCHANTABILITY OR FITNESS FOR PARTICULAR PURPOSE. Buyer's sole remedy in the event of a breach of the foregoing warranties is the repair or replacement of the affected product by Hurley Marine, Inc., upon the return of the product transportation charges prepaid to Hurley Marine, Inc., and after a charge to buyer for the use of the product prior to its return. BUYER AGREES THAT IN NO EVENT WILL HURLEY MARINE, INC'S LIABILITY FOR ALL LOSSES FROM ANY CAUSE, WHETHER BASED ON CONTRACT, NEGLIGENCE, STRICT LIABILITY, OTHER TORT OR OTHERWISE, EXCEED BUYER'S NET PURCHASE PRICE, NOR WILL HURLEY MARINE, INC, BE LIABLE FOR ANY SPECIAL, INCIDENTAL CONSEQUENTIAL OR EXEMPLARY DAMAGES.

Under no circumstances is Hurley Marine, Inc. responsible for reimbursement of expenses related to vessel haul-outs, technician or yard personnel, travel expenses, yacht storage, labor performed during removal and/or replacement of fixture(s), or shipping costs for replacement parts and/or repairs. These are assumed liabilities of the customer and part of the terms of sale between Hurley Marine, Inc. and its customer.

The foregoing warranties will continue in effect for so long as the product is serviced and maintained in accordance with Hurley Marine, Inc. instructions and with genuine Hurley Marine, Inc. manufactured replacement parts. These warranties may not be altered or amended except by a written instrument signed by buyer and a duly authorized officer of Hurley Marine, Inc. For warranty or service assistance contact your Hurley Marine, Inc. dealer.

### TERMS OF SALE / SHIPPING

**RETURN POLICY:** If you are dissatisfied with your purchase, contact us within 30 days from the date of product purchase. Products returned within 30 days of their receipt, unopened in their original packaging and otherwise in new condition will automatically be exchanged or refunded. A minimum fee of 25% of the price of the product will be charged for inspection, repacking and restocking for items not returned in their original condition. Other fees may apply depending upon the condition of the item. Products are not returnable after 30 days.

#### EXCHANGE / REFUND PROCEDURE:

- All returns must have a copy of a paid invoice, contact information and a brief description of the reason accompanied with the return.
- Properly repack the product in the original packaging and place inside a box suitable for shipping with all the original enclosures, parts, and accessories.
- Return it with **original receipt** and postage pre-paid (we do not accept C.O.D.), add appropriate insurance.
- Shipping and packing fees are non-refundable.

**Non-Returnable items:** Inflatable boats, installed/mounted items, damaged goods, clearance/discount items, used and/or display items, electrical goods, light bulbs and special ordered items are not returnable, unless defective, and then for repair/replacement only. If the product is defective you must call Hurley Marine, Inc. within 10 days of receipt of the product.

**DAMAGES GOODS:** We thoroughly inspect all items prior to shipment. We suggest that you also thoroughly inspect the item(s) before accepting delivery. If damage is apparent, refuse delivery or if your parcel is left without a signature and damage is found contact the carrier immediately. Do not discard the box or any packaging materials. Most claims must be filed with the carrier within 10 days of receipt of delivery. Although we take special care to ensure the safe arrival of your merchandise, our responsibility for damage ends when the carrier accepts shipment.